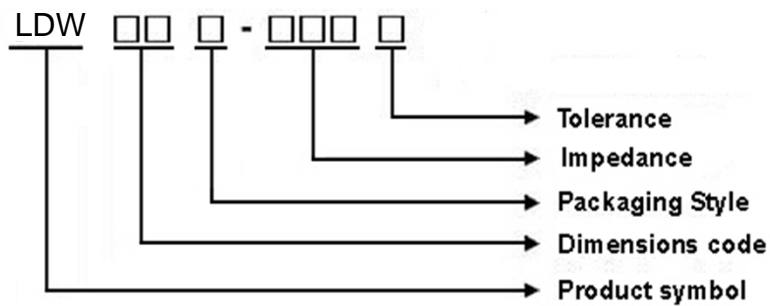


**1 Scope:** This specification applies to LDW21T FILTER

**2 Part Numbering:**



**3 Rating:**

Operating Temperature:  $-40^{\circ}\text{C} \sim 105^{\circ}\text{C}$  (Including self - temperature rise)

Storage Temperature:  $20^{\circ}\text{C} \sim 25^{\circ}\text{C}$  R.H. 65% (In Tape & Reel Condition)

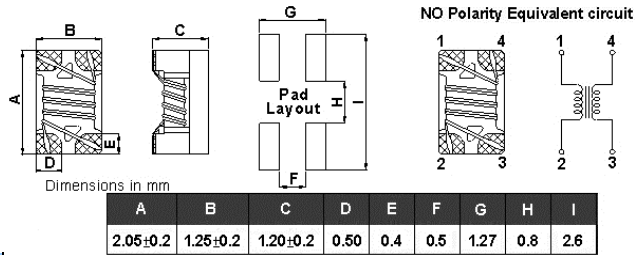
**4 Marking:**



**5 Standard Testing Condition**

	Unless otherwise specified	In case of doubt
Temperature	Ordinary Temperature(15 to 35°C)	20 to 30°C
Humidity	Ordinary Humidity(25 to 85% RH)	50 to 80 %RH

## 6 Configuration and Dimensions:



## 7 Electrical Characteristics:

Part No.	Z (Ω)	RDC (Ω)Max.	IDC (mA)	Rated Voltage (Vdc)	Withstanding Voltage (Vdc)	Insulation Resistance (MΩ)(min)	Tolerance (±%)	Test Freq. (MHz)
LDW21T-300M	30	0.2	450	50	125	10	20	100
LDW21T-670M	67	0.25	400	50	125	10	20	100
LDW21T-750M	75	0.3	360	50	125	10	20	100
LDW21T-900M	90	0.35	330	50	125	10	20	100
LDW21T-121M	120	0.3	400	50	125	10	20	100
LDW21T-161M	160	0.35	350	50	125	10	20	100
LDW21T-181M	180	0.35	330	50	125	10	20	100
LDW21T-201M	200	0.35	330	50	125	10	20	100
LDW21T-221M	220	0.35	310	50	125	10	20	100
LDW21T-261M	260	0.4	300	50	125	10	20	100
LDW21T-301M	300	0.4	290	50	125	10	20	100
LDW21T-361M	360	0.45	280	50	125	10	20	100
LDW21T-371M	370	0.45	280	50	125	10	20	100
LDW21T-501M	500	0.55	170	50	125	10	20	100
LDW21T-671M	670	0.6	140	50	125	10	20	100
LDW21T-901M	900	0.6	80	50	125	10	20	100

**NOTE:** □-tolerance M=±20%

1. Operating temperature range – 4 0 °C ~ 1 0 5 °C (Including self - temperature rise)

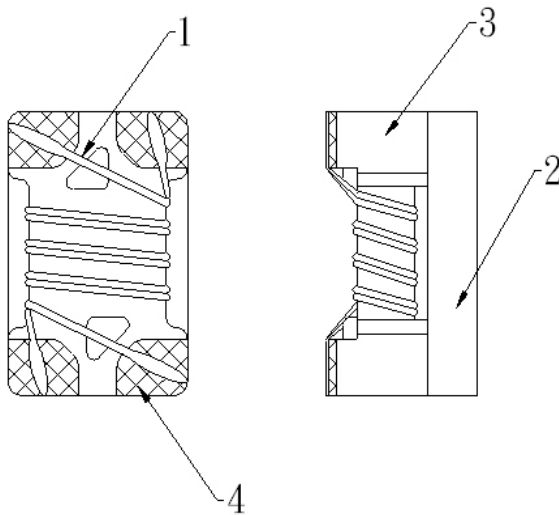
2. RDC: SINGLE WIRE TEST VALUE

3. IDC for Inductance drop 10% from its value without current.

"-N" FOR COMPLETELY LEAD FREE TYPE(INCLUDING FERRITE BODY & SOLDER)

## 8 LDW21T Series

### 8.1 Construction:



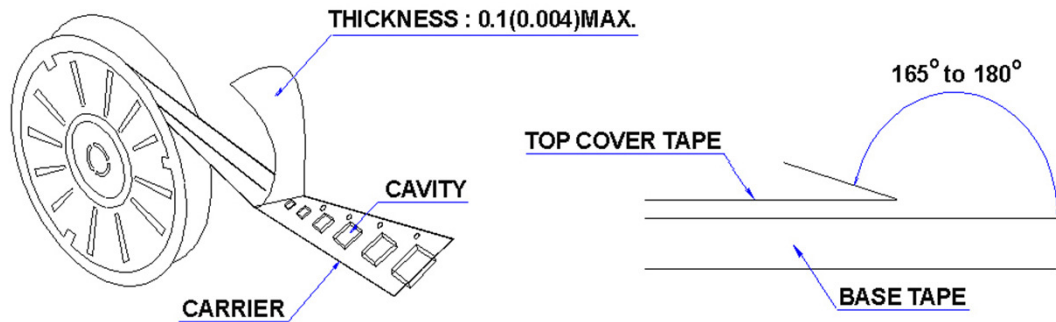
### 8.2 Material List:

No	Part	Material
1	WIRE	Grade 180
2	Cover sheet	FERRITE
3	CORE	FERRITE
4	TERMINAL	Ag/Cu/Ni/Sn

## 10 Packaging:

### 10.1 Packaging -Cover Tape

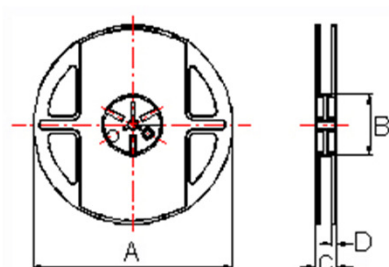
The force for tearing off cover tape is 10 to 100 grams in the arrow direction.



### 10.2 Packaging Quantity

TYPE	PCS/REEL
LDW21T	2000

### 10.3 Reel Dimensions

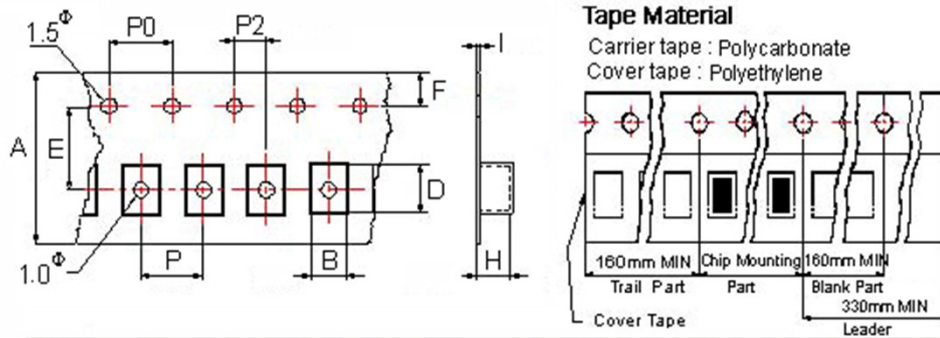


Reel Dimensions : m/m

TYPE	A	B	C	D
LDW21T	178	60	12	1.5

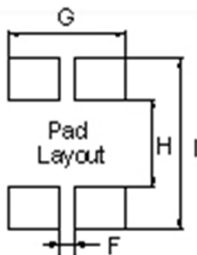
## 10 Packaging:

### 10.4 Tape Dimensions in mm



TYPE	A	B	D	E	F	H	I	P	P0	P2
LDW21T	8	1.15	1.45	3.5	1.75	1.00	0.24	4	4	2

## 11 Recommended Land Pattern:



Dimensions in mm

TYPE	F(in/mm)	G(in/mm)	H(in/mm)	I(in/mm)
LDW21T	0.014/0.36	0.039/1.0	0.023/0.59	0.069/1.75

## 12 Note:

1. Please make sure that your product has been evaluated and confirmed against your specifications when our product is mounted to your product.
2. Do not knock nor drop.
3. All the items and parameters in this product specification have been prescribed on the premise that our product is used for the purpose, under the condition and in the environment agreed upon between you and us. You are requested not to use our product deviating from such agreement.
4. Please keep the distance between transformer/coil and other components (refer to the standard IEC 950)
5. The moisture sensitivity level (MSL) of products is classified as level 1.

## 12 Graph:

